

How many square meters are required for the grounding wire of the battery cabinet





Overview

Provide a minimum 1.25 mm² (or #14 AWG) grounding conductor for each cable, either as a separate conductor or integral to the cable, installed in conduits or trunk systems. What is the minimum wire size for a grounding conductor?

According to NEC Table 250.122, the minimum wire size for a single equipment grounding conductor (EGC) is 4 AWG (21.15 mm²) copper (Section 392.10 (B) (1) (c))." In NEC (National Electrical Code) standards, the size of the ground wire conductor depends on various factors.

What is a ground conductor size calculator?

The Ground Conductor Size Calculator will calculate the proper ground conductor size for grounding raceways and equipment based on ampere rating or setting of automatic overcurrent protection device in circuit ahead of equipment. This is based on NEC NFPA 70E Table 250.122.

What are the rules for sizing wire-type equipment grounding conductors?

The rules for sizing wire-type equipment grounding conductors – copper, aluminum, or copper-clad aluminum – are: Use Table 250.122 to establish the minimum size – based on the ampere rating or setting of the automatic overcurrent device protecting the circuit ahead of the raceway or equipment.

How do I determine the correct equipment grounding conductor size?

Calculating the correct equipment grounding conductor size begins with identifying the rating of the overcurrent protective device. For example, if you are using a circuit breaker rated for 100 amps, you will consult NEC Table 250.122, which specifies that for a 100-amp device, the minimum conductor size would be No. 8 copper or No. 6 aluminum.



How many square meters are required for the grounding wire of the



[What Size Ground Wire Do You Need](#)

Aug 4, 2024 · The NEC ground wire size chart defines the least instrument grounding conductor size for single and 3-phase systems according to conductor size for ranges such as 14 AWG ...

[NEC 2023 Basics: Sizing Equipment Grounding Conductors](#)

Sep 3, 2023 · Section 250.122 (A) General The rules for sizing wire-type equipment grounding conductors - copper, aluminum, or copper-clad aluminum - are: Use Table 250.122 to ...



[Calculation of grounding conductors according to NEC](#)

Mar 18, 2025 · Calculate grounding conductors per NEC guidelines for safe, compliant installations. Learn accurate sizing and best practices for effective electrical grounding.

[Grounding Essentials: Where to Connect Your Ground Wire](#)

Jun 8, 2025 · Grounding is a fundamental aspect of electrical safety and system stability, yet it often raises many questions for homeowners and DIY enthusiasts alike. "What do I connect ...




[NEC Ground Wire Size Chart Explained](#)

Apr 22, 2025 · NEC ground wire size chart is a crucial resource for electrical engineering and maintenance professionals, providing clear guidelines on selecting the appropriate grounding ...



[Ground Wire Size Chart \(NEC 2023\): How to Choose the Correct Grounding](#)

Apr 21, 2025 · Ensuring electrical safety in your home begins with proper grounding. This guide, based on the NEC 2023, provides clear instructions on how to select the correct ground wire ...



[Grounding Rod Requirements \(Canada, Ontario\)?](#)

Aug 13, 2021 · Been reading up on grounding requirements in my region, but am rather confused about the 2015 code. Rule 10-700 of the Canadian Electrical Code states that Rod electrodes ...





[NEC 250.122 - Grounding Conductor Sizing Requirements](#)

Aug 26, 2025 · NEC 250.122 grounding conductor sizing ensures electrical safety by specifying minimum sizes based on overcurrent protection devices, preventing hazards.



[Metering Installation Guide](#)

Oct 26, 2021 · This "Walton EMC Metering Installation Guide" is a valuable timesaving publication conveying the necessary requirements for single phase residential and small commercial ...

[Grounding Considerations for Transmission Line Protection](#)

Apr 18, 2024 · Abstract -- The purpose of this paper is to identify transmission line design and grounding configurations for which tower footing resistance may have a significant impact on ...





[Sizing Earth Conductor, Ground Electrode-Rod and Earth Plate](#)

2 days ago · How to Determine the right size of Earth Continuity Conductor, Earthing Lead and Earth Electrodes based on BS-7671, IEC and NEC Standards?



[Grounding System Calculation Table . How-Tos](#)

Sep 16, 2024 · The "Grounding System Calculation Table" is an essential tool for electricians, electrical contractors, and engineers involved in designing and installing grounding systems for ...




[TECHNICAL NOTE: INSTALLATION AND GROUNDING OF ...](#)

Jul 1, 2024 · The purpose of this paper is to address some of the basic questions about magmeter installation and grounding, and to address these same issues in the more complicated ...

[Grounding requirement for installation](#)

1 day ago · A dedicated earth wire connected to the power supply earth can be used for "clean" grounding as required by vendors. Grounding Electrical Components: Ground all devices, ...



[Ground Wire Size Calculator](#)

Nov 15, 2023 · The Ground Conductor Size Calculator will calculate the proper ground conductor size for grounding raceways and equipment based on ampere rating or setting of automatic ...



Contact Us

For catalog requests, pricing, or partnerships, please visit:
<https://www.llsolarenergy.co.za>

Scan QR Code for More Information



<https://www.llsolarenergy.co.za>